




LCSS SCAVENGER HUNT GAME TIPS!



1

Have everyone on the team download the app

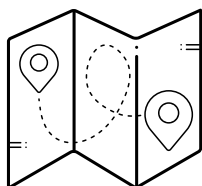
Make sure everyone on your team has downloaded the app and joined your team! You will not be able to see the actual missions until the game goes live at 7:00 am on Saturday, January 30.



2

Enable Notifications


Enable notifications from the Goose Chase app so you can get updates and messages throughout the week. You can check to make sure you have done this by clicking on the gear icon on the home screen in the upper right-hand corner. Once you click there, click notification settings and enable all.



3

Plan it out

We would suggest that before you head out to your first mission, you take some time to plan out your strategy. While many of the missions can be completed in your own home, several missions are spread throughout the community. Plan ahead so that you can complete missions that are near each other without driving more than necessary. Most of the missions are not time sensitive and can be done anytime during the week. See game details and rules for more information.



4

Be Prepared

The game is played completely via the mobile app, so make sure you have a charger so you don't run out of battery during a mission! Also, remember social distancing protocols and be sure to have a mask for each team mate. Be safe and stay have fun!



5

Get Social

Share your submissions via social media so everyone can see how much fun you are having!

